



**PILOTGAR**  
ELECTRIC VEHICLES

WE ARE ON THE ROADS

For a cleaner world...

IN ORDER  
TO INHERIT  
**WHAT WE  
INHERITED  
FROM  
NATURE...**

As PILOT CAR, we are proud of producing Turkey's first electric utility vehicles on this road we embarked on in 2011 and our initiatives that opened up to the world, while challenging our imagination to transform the world into a more beautiful place.

We think that it is our greatest responsibility to future generations and the world we live in, to make efforts to erase these traces before they reach an irreversible point.

We believe that our motivation to produce positive solutions and our successful initiatives will inspire future generations for a more livable world.

Therefore, we transfer our knowledge and experience to sustainable energy in order to reduce carbon emissions, protect our future and leave a cleaner legacy for future generations.

New ideas and changing needs excite us. Offering environmentally friendly technology and high performance, our vehicles are designed and produced to suit your needs and demands. They will now become an integral part of your daily life.



# THE WORLD SHOULD STAY YOUNG LIKE US!

## **SUSTAINABLE LIFE**

---

PILOT CAR is developed in such a way that, while offering you practical solutions in your daily work and social life; at the same time it is responsive for the environment which we are a part of. It is an important actor of the concept of sustainable life which is necessary for all living things.

## **"0" EMISSION**

---

For protecting the environment and a more livable world, PILOT CAR manufactures only 100% Electric Vehicles.

## **WHY PILOT CAR?**

---

Our choices that change within the axis of developing technology and transforming life standards, promotes us to use Electric Vehicles.

# PC-2

## REWRITE THE RULES!

Powered by electricity, the PC-2 rewrites the rules of the game with its dynamic, fun and sporty spirit.



# PC-2 GOLF

## EXCLUSIVE FEATURES



### LITHIUM BATTERY PACK

Longer range, shorter charging time



### REGENERATIVE BRAKING SYSTEM

Increase of efficiency in energy consumption



### 90 km RANGE

90 km range with full charge



### SOLID & AESTHETIC

With the dynamic and elegant design, all eyes are on you



### "0" EMISSION

100% electrical, environmentally friendly



### AC MOTOR

Clean environment, high performance



**LITHIUM**   
**POWERED**



## ADVANCED TECHNOLOGY AND ELEGANCE TOGETHER

It's time to escape the monotonous routine and reach the pinnacle of luxury and comfort.

Equipped with unique details of exceptional design and tailored to your needs, the PC 2+2 offers you an experience that goes beyond the ordinary.





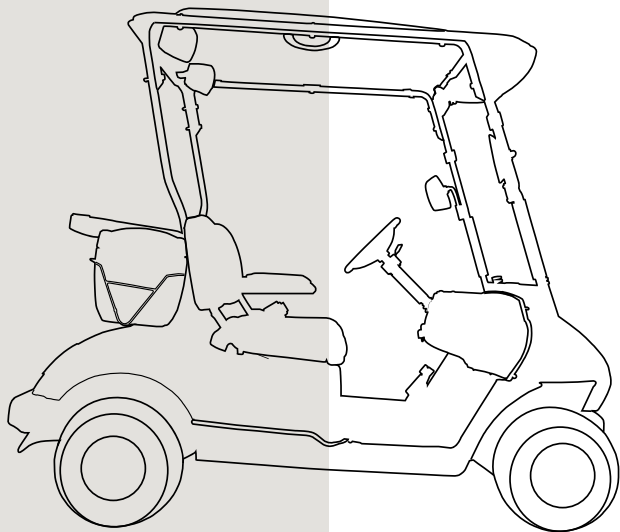
# AN EXCEPTIONAL COMPANION

Discover your limits with the PC-2 Lifted, engineered for power and performance, passing the toughest tests in every adrenaline-filled adventure.

# PC-2 LIFTED



# PC-2



## POWER

ELECTRIC-48 V (AC)



<b>Motor Power</b>	<p><b>AC</b></p> <ul style="list-style-type: none"> <li>- 4 kW (5.44 hp) Rated</li> <li>- 9.6 kW (13 hp) Peak</li> <li>- 6 kW (8.20 hp) Rated</li> <li>- 12.46 kW (16.95 hp) Peak</li> </ul>
<b>Battery</b>	<ul style="list-style-type: none"> <li>- Lead-Acid Battery Package 6x8V (8.16 kWh)</li> <li>- Lithium Battery Package (10.8 kWh - 5.4 kWh)</li> </ul>
<b>Charge Unit</b>	<p><b>Lead-Acid Battery Package</b></p> <p>Onboard Charge Unit 95-220 VAC@6A 48V / 18A</p> <p><b>Lithium Battery Package</b></p> <p>3.3 kW Onboard Charge Unit 220 VAC@16 A 48V / 50A 1 kW Onboard Charge Unit 95-220 VAC@6A 48V / 18A (Only available at 5.4 kW)</p>
<b>Motor Control Unit</b>	<p><b>AC</b></p> <p>CURTIS (350 A-450 A)</p>

## STEERING & SUSPENSION SYSTEM



<b>Steering</b>	Reduced rotating, self-compensating, no need of lubricating rack and pinion type helical gear steering box
<b>Suspension Front</b>	Fully independent MacPherson style strut suspension
<b>Suspension Rear</b>	Semi independent, swing arm with coil springs over hydraulic shock absorbers

## BRAKE SYSTEM



<b>Service Brake</b>	Self adjusting mechanical, rear wheel drum brakes and regenerative braking <b>Option:</b> 4-wheel hydraulic drum brake system
<b>Parking Brake</b>	Foot actuated multi-lock parking brake <b>Option:</b> Electromagnetic parking brake*

\* Only Available for Models w/ Hydraulic Brakes

## BODY & CHASSIS



<b>Body</b>	Naturally colored Thermoplastic ABS White, Midnight Blue, Red, Black, Gray
<b>Chassis</b>	Automotive style steel frame with high corrosion resistance Sanding /E-coating/ Static Wet Paint

## PERFORMANCE



<b>Max. Forward Speed</b>	24 km/h - 40 km/h*
<b>Max. Reverse Speed</b>	8 km/h
<b>Range</b>	<p><b>Lead-Acid Battery Package:</b> 60 km **</p> <p><b>Lithium Battery Package (10.8 kWh):</b> 90 km **</p> <p><b>Lithium Battery Package (5.4 kWh):</b> 55 km **</p>
<b>Max. Gradeability</b>	25%
<b>Charge Time</b>	<p><b>Lead-Acid Battery Package</b></p> <p>80% - 6 hrs 100% - 8 hrs</p> <p><b>Lithium Battery Package (10.8 kWh)</b></p> <p>80% - 4 hrs 100% - 6 hrs</p> <p><b>Lithium Battery Package (5.4 kWh)</b></p> <p>80% - 2 hrs 100% - 3 hrs</p>
<b>Turning Radius</b>	3 m

\* Adjustable \*\* EU:168/2013

## GENERAL



<b>Curb Weight</b>	<p><b>Lead-Acid Battery Package:</b> 470 kg *</p> <p><b>Lithium Battery Package:</b> 402 kg *</p>
<b>Passenger Capacity</b>	1+1 Passenger 1+3 Passengers
<b>Load Capacity</b>	400 kg
<b>Towing Capacity</b>	500 kg
<b>Tyre Dimensions</b>	18 x 8.5-8 (6-ply Turf tyres) 20.5 x 8-10 (6 ply) 22 x 9.50-10 Off-Road Tyre**

\* Standard Vehicle w/ batteries

\*\* Available only w/ lift kit option

## DIMENSIONS

Standart Vehicle w/o Options



<b>Length</b>	2395 mm
<b>Width</b>	1215 mm
<b>Height</b>	1965 mm* 1200 mm**
<b>Wheelbase</b>	1640 mm
<b>Ground Clearance</b>	110 mm

\* w/ Suntop

\*\* w/o Suntop

## WARRANTY



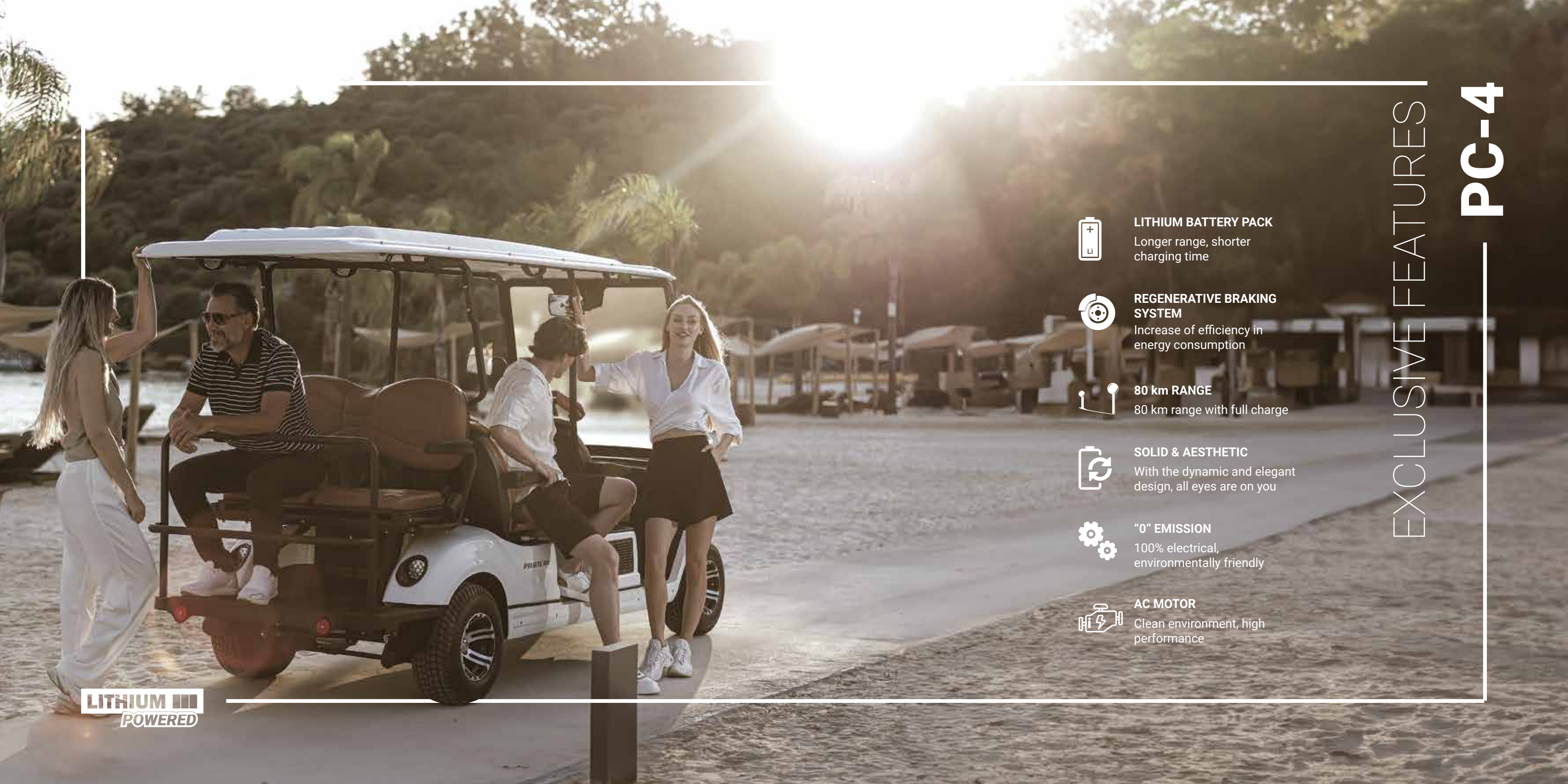
<b>Warranty</b>	2 years full warranty (Except wearable items) 5 years limited warranty (Motor and motor control unit) 70% performance @ min. 4000 cycles for lithium battery package
-----------------	--



## ALWAYS AT YOUR SIDE

With details tailored to your needs, the PC-4 will make you feel special, making every moment a privilege.

PC-4



**LITHIUM**   
**POWERED**



**LITHIUM BATTERY PACK**

Longer range, shorter charging time



**REGENERATIVE BRAKING SYSTEM**

Increase of efficiency in energy consumption



**80 km RANGE**

80 km range with full charge



**SOLID & AESTHETIC**

With the dynamic and elegant design, all eyes are on you



**"0" EMISSION**

100% electrical, environmentally friendly



**AC MOTOR**

Clean environment, high performance

EXCLUSIVE FEATURES

**PC-4**



## A JOURNEY TO THE PINNACLE OF STYLE

Get ready to step out of your everyday life and plunge into a world of dazzling design and high performance.







# PC-4 LIFTED

## POWER AND PERFORMANCE EMBEDDED IN ITS DNA

Built with power and performance in its DNA, PC-4 LIFTED will give you every second of freedom and allow you to push your limits.



# PC-4



## POWER

ELECTRIC-48 V (AC)



	<b>AC</b> - 4 kW (5.44 hp) Rated 9.6 kW (13 hp) Peak
<b>Motor Power</b>	- 6 kW (8.20 hp) Rated 12.46 kW (16.95 hp) Peak - 10 kW (13.60 hp) Rated 22.43 kW (30.50 hp) Peak
<b>Battery</b>	- Lead-Acid Battery Package 8x6V (11.52 kWh) - Lithium Battery Package (10.8 kWh - 5.4 kWh)
<b>Charge Unit</b>	<b>Lead-Acid Battery Package</b> Onboard Charge Unit 95-220 VAC@6A 48V / 18A <b>Lithium Battery Package</b> 3.3 kW Onboard Charge Unit 220 VAC@16 A 48V / 50A 1 kW Onboard Charge Unit 95-220 VAC@6A 48V / 18A (Only available at 5.4 kW)
<b>Motor Control Unit</b>	<b>AC</b> CURTIS (350 A-600 A)

## STEERING & SUSPENSION SYSTEM



<b>Steering</b>	Reduced rotating, self-compensating, no need of lubricating rack and pinion type helical gear steering box
<b>Suspension Front</b>	Fully independent MacPherson style strut suspension
<b>Suspension Rear</b>	Semi independent, swing arm with coil springs over hydraulic shock absorbers

## BRAKE SYSTEM



<b>Service Brake</b>	Self adjusting mechanical, rear wheel drum brakes and regenerative braking <b>Option:</b> 4-wheel hydraulic drum brake system
<b>Parking Brake</b>	Foot actuated multi-lock parking brake <b>Option:</b> Electromagnetic parking brake*

\* Only Available for Models w/ Hydraulic Brakes

## BODY & CHASSIS



<b>Body</b>	Naturally colored Thermoplastic ABS White, Midnight Blue, Red, Black, Gray
<b>Chassis</b>	Automotive style steel frame with high corrosion resistance Sanding /E-coating/ Static Wet Paint

## PERFORMANCE



<b>Max. Forward Speed</b>	24 km/h - 50 km/h*
<b>Max. Reverse Speed</b>	8 km/h
<b>Range</b>	<b>Lead-Acid Battery Package</b> 80 km ** <b>Lithium Battery Package (10.8 kWh):</b> 80 km ** <b>Lithium Battery Package (5.4 kWh):</b> 55 km **
<b>Max. Gradeability</b>	25%
<b>Charge Time</b>	<b>Lead-Acid Battery Package</b> 80% - 7 hrs 100% - 9 hrs <b>Lithium Battery Package (10.8 kWh)</b> 80% - 4 hrs 100% - 6 hrs <b>Lithium Battery Package (5.4 kWh)</b> 80% - 2 hrs 100% - 3 hrs
<b>Turning Radius</b>	4.3 m

\* Adjustable \*\* EU:168/2013

## GENERAL



<b>Curb Weight</b>	<b>Lead-Acid Battery Package</b> 645 kg * <b>Lithium Battery Package</b> 510 kg *
<b>Passenger Capacity</b>	1+3 Passenger 1+5 Passenger
<b>Load Capacity</b>	600 kg
<b>Towing Capacity</b>	1000 kg
<b>Tyre Dimensions</b>	18 x 8.5-8 (6-ply Turf tyres) 20.5 x 8-10 (6 ply) 22 x 9.50-10 Off-Road Tyre**

\* Standard Vehicle w/ batteries  
\*\* Available only w/ lift kit option

## DIMENSIONS

Standard Vehicle w/o Options



<b>Length</b>	3240 mm
<b>Width</b>	1215 mm
<b>Height</b>	1965 mm* 1200 mm**
<b>Wheelbase</b>	2480 mm
<b>Ground Clearance</b>	110 mm

\* w/ Suntop  
\*\* w/o Suntop

## WARRANTY



<b>Warranty</b>	2 years full warranty (Except wearable items) 5 years limited warranty (Motor and motor control unit) 70% performance @ min. 4000 cycles for lithium battery package
-----------------	--



## COMFORT RE-DEFINED

With PC-6's innovative, eco-friendly and driver friendly technology, the most unique form of electricity awaits you.

# PC-6

# PC-6

## EXCLUSIVE FEATURES



### LITHIUM BATTERY PACK

Longer range, shorter charging time



### REGENERATIVE BRAKING SYSTEM

Increase of efficiency in energy consumption



### 80 km RANGE

80 km range with full charge



### SOLID & AESTHETIC

With the dynamic and elegant design, all eyes are on you



### "0" EMISSION

100% electrical, environmentally friendly



### AC MOTOR

Clean environment, high performance



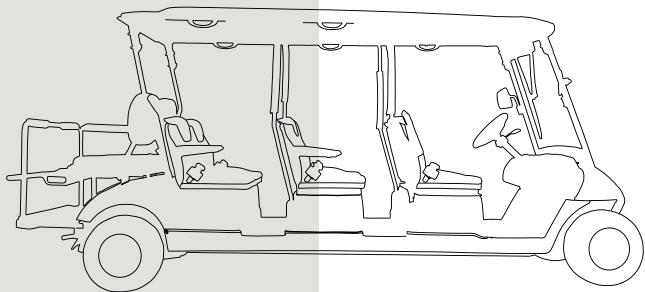
**LITHIUM**   
**POWERED**



# FEEL THE POWER

Feel the power and comfort of the PC-6 with its performance oriented design and high passenger capacity.

# PC-6



## POWER

ELECTRIC-48 V (AC)



<b>Motor Power</b>	<b>AC</b> - 6 kW (8.20 hp) Rated 12.46 kW (16.95 hp) Peak - 10 kW (13.60 hp) Rated 22.43 kW (30.50 hp) Peak
<b>Battery</b>	- Lead-Acid Battery Package 8x6V (11.52 kWh) - Lithium Battery Package (10.8 kWh)
<b>Charge Unit</b>	<b>Lead-Acid Battery Package</b> Onboard Charge Unit 110-220 VAC@8 1A/48V <b>Lithium Battery Package</b> 3.3 kW Onboard Charge Unit 85-265 VAC@16A 40A/48V
<b>Motor Control Unit</b>	<b>AC</b> CURTIS (350 A-600 A)

## STEERING & SUSPENSION SYSTEM



<b>Steering</b>	Reduced rotating, self-compensating, no need of lubricating rack and pinion type helical gear steering box
<b>Suspension Front</b>	Fully independent MacPherson style strut suspension
<b>Suspension Rear</b>	Leaf springs w/dual hydraulic shocks

## BRAKE SYSTEM



<b>Service Brake</b>	Self adjusting mechanical, rear wheel drum brakes and regenerative braking <b>Option:</b> 4-wheel hydraulic drum brake system
<b>Parking Brake</b>	Foot actuated multi-lock parking brake <b>Option:</b> Electromagnetic parking brake*

\* Only Available for Models w/ Hydraulic Brakes

## BODY & CHASSIS



<b>Body</b>	Naturally colored Thermoplastic ABS White, Midnight Blue, Red, Black, Gray
<b>Chassis</b>	Automotive style steel frame with high corrosion resistance Sanding /E-coating/ Static Wet Paint

## PERFORMANCE



<b>Max. Forward Speed</b>	24 km/h - 35 km/h*
<b>Max. Reverse Speed</b>	8 km/h
<b>Range</b>	<b>Lead-Acid Battery Package:</b> 80 km ** <b>Lithium Battery Package:</b> 80 km **
<b>Max. Gradeability</b>	25%
<b>Charge Time</b>	<b>Lead-Acid Battery Package</b> 80% - 7 hrs 100% - 9 hrs <b>Lithium Battery Package</b> 80% - 4 hrs 100% - 6 hrs
<b>Turning Radius</b>	5.6 m

\* Adjustable \*\* EU:168/2013

## GENERAL



<b>Curb Weight</b>	<b>Lead-Acid Battery Package:</b> 746 kg * <b>Lithium Battery Package:</b> 611 kg *
<b>Passenger Capacity</b>	1+5 Passenger 1+7 Passenger
<b>Load Capacity</b>	800 kg
<b>Towing Capacity</b>	1500 kg
<b>Tyre Dimensions</b>	20.5 x 8-10 (6 ply)

\* Standard Vehicle w/ batteries

## DIMENSIONS

Standard Vehicle w/o Options



<b>Length</b>	4050 mm
<b>Width</b>	1225 mm
<b>Height</b>	2000 mm* 1220 mm**
<b>Wheelbase</b>	3320
<b>Ground Clearance</b>	143 mm

\* w/ Suntop  
 \*\* w/o Suntop

## WARRANTY



### Warranty

2 years full warranty (Except wearable items)  
 5 years limited warranty (Motor and motor control unit)  
 70% performance @ min. 4000 cycles for lithium battery package



## ALWAYS ONE STEP AHEAD

Designed to make your job easier, the PC-W offers the driver excellent accessibility and maximum functionality with superior and unique features.

PC-W

PC-W

EXCLUSIVE FEATURES



**LITHIUM BATTERY PACK**

Longer range, shorter charging time



**REGENERATIVE BRAKING SYSTEM**

Increase of efficiency in energy consumption



**80 km RANGE**

80 km range with full charge



**SOLID & AESTHETIC**

With the dynamic and elegant design, all eyes are on you



**"0" EMISSION**

100% electrical, environmentally friendly



**AC MOTOR**

Clean environment, high performance



**LITHIUM**   
**POWERED**



# LIGHTENS YOUR LOAD

PC-W is waiting to lighten your load with environmentally friendly technology that delivers maximum performance.



CRAFTED  
EXCLUSIVELY  
FOR YOU



**PC-W CUSTOM**

With a tailored and user-oriented approach,  
PC-W Custom will shape your business life.

You tell us what you want, PILOT CAR engineering  
will do that!



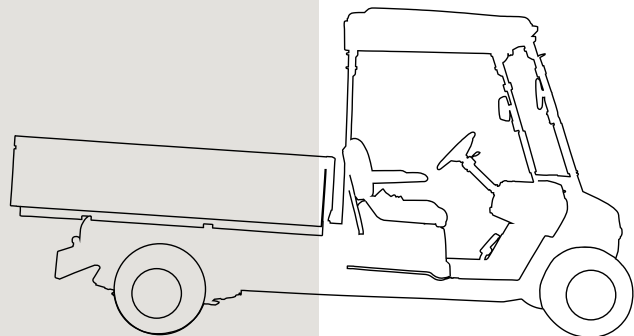
# PC-W GASTROCAR

## A MASTERPIECE WITH MOBILE KITCHEN

Get into a magical world with the PC-W Gastrocar, where taste becomes a journey.

Stay ahead of the game with PILOT CAR, the solution for your business.





## POWER

ELECTRIC-48 V (AC)



<b>Motor Power</b>	<b>AC</b> - 6 kW (8.20 hp) Rated 12.46 kW (16.95 hp) Peak - 10 kW (13.60 hp) Rated 22.43 kW (30.50 hp) Peak
<b>Battery</b>	- Lead-Acid Battery Package 8x6V (11.52 kWh) - Lithium Battery Package (10.8 kWh)
<b>Charge Unit</b>	<b>Lead-Acid Battery Package</b> Onboard Charge Unit 110-220 VAC@8 1A/48V <b>Lithium Battery Package</b> 3.3 kW Onboard Charge Unit 85-265 VAC@16A 40A/48V
<b>Motor Control Unit</b>	<b>AC</b> CURTIS (350 A-600 A)

## STEERING & SUSPENSION SYSTEM



<b>Steering</b>	Reduced rotating, self-compensating, no need of lubricating rack and pinion type helical gear steering box
<b>Suspension Front</b>	Fully independent MacPherson style strut suspension
<b>Suspension Rear</b>	Leaf springs w/dual hydraulic shocks

## BRAKE SYSTEM



<b>Service Brake</b>	Self adjusting mechanical, rear wheel drum brakes and regenerative braking <b>Option:</b> 4-wheel hydraulic drum brake system
<b>Parking Brake</b>	Foot actuated multi-lock parking brake <b>Option:</b> Electromagnetic parking brake*

\* Only Available for Models w/ Hydraulic Brakes

## BODY & CHASSIS



<b>Body</b>	Naturally colored Thermoplastic ABS White, Midnight Blue, Red, Black, Gray
<b>Chassis</b>	Automotive style steel frame with high corrosion resistance Sanding /E-coating/ Static Wet Paint

## PERFORMANCE



<b>Max. Forward Speed</b>	24 km/h - 35 km/h*
<b>Max. Reverse Speed</b>	8 km/h
<b>Range</b>	<b>Lead-Acid Battery Package:</b> 80 km ** <b>Lithium Battery Package:</b> 80 km **
<b>Max. Gradeability</b>	25%
<b>Charge Time</b>	<b>Lead-Acid Battery Package</b> 80% - 7 hrs 100% - 9 hrs <b>Lithium Battery Package</b> 80% - 4 hrs 100% - 6 hrs
<b>Turning Radius</b>	4.4 m

\* Adjustable \*\* EU:168/2013

## GENERAL



<b>Curb Weight</b>	<b>Lead-Acid Battery Package:</b> 661 kg * <b>Lithium Battery Package:</b> 526 kg *
<b>Passenger Capacity</b>	1+1 Passenger
<b>Load Capacity</b>	800 kg
<b>Towing Capacity</b>	1500 kg
<b>Tyre Dimensions</b>	20.5 x 8-10 (6 ply) 22 x 9.50-10 Off-Road Tyre**

\* Standard Vehicle w/ batteries  
 \*\*Available only w/ lift kit option

## DIMENSIONS

Standard Vehicle w/o Options



<b>Length</b>	3640 mm
<b>Width</b>	1310 mm
<b>Height</b>	1950 mm* 1220 mm** 2250 mm***
<b>Wheelbase</b>	2500 mm
<b>Ground Clearance</b>	143 mm
<b>3-Side Open Aluminum Cargo Box</b>	1300 x 1800 x 400 mm
<b>Mesh Style Sided Steel Cargo Box</b>	1240 x 1750 x 1300 mm
<b>Closed Cargo Box</b>	1240 x 1750 x 1300 mm
<b>Refrigerated Cargo Box</b>	1240 x 1750 x 1300 mm

\* w/ Suntop \*\* w/o Suntop \*\*\* Refrigerated Cargo Box

## WARRANTY



**Warranty**  
 2 years full warranty (Except wearable items)  
 5 years limited warranty (Motor and motor control unit)  
 70% performance @ min. 4000 cycles for lithium battery package

PC-A

## ALWAYS ON HAND FOR HELP

With its simple and practical handling, speed and manoeuvrability, the PC-A is specifically designed to provide the fastest response in emergency situations.



# PC-A

## EXCLUSIVE FEATURES



### LITHIUM BATTERY PACK

Longer range, shorter charging time



### REGENERATIVE BRAKING SYSTEM

Increase of efficiency in energy consumption



### 90 km RANGE

90 km range with full charge



### SOLID & AESTHETIC

With the dynamic and elegant design, all eyes are on you



### "0" EMISSION

100% electrical, environmentally friendly



### AC MOTOR

Clean environment, high performance



**LITHIUM**   
**POWERED**




## THE FOCUS IS ON YOU

PC-A puts your health and safety first. Designed with you in mind, it is always at your side, helping you quickly and effectively whenever you need it.

It keeps you safe on the road because you always come first.

# PC-A



## POWER

ELECTRIC-48 V (AC)



<b>Motor Power</b>	<b>AC</b> - 4 kW (5.44 hp) Rated 9.6 kW (13 hp) Peak - 6 kW (8.20 hp) Rated 12.46 kW (16.95 hp) Peak
<b>Battery</b>	- Lead-Acid Battery Package 6x8V (8.16 kWh) - Lithium Battery Package (10.8 kWh 5.4 kWh)
<b>Charge Unit</b>	<b>Lead-Acid Battery Package</b> Onboard Charge Unit 95-220 VAC@6A 48V / 18A <b>Lithium Battery Package</b> 3.3 kW Onboard Charge Unit 220 VAC@16 A 48V / 50A 1 kW Onboard Charge Unit 95-220 VAC@6A 48V / 18A (Only available at 5.4 kW)
<b>Motor Control Unit</b>	<b>AC</b> CURTIS (350 A-450 A)

## STEERING & SUSPENSION SYSTEM



<b>Steering</b>	Reduced rotating, self-compensating, no need of lubricating rack and pinion type helical gear steering box
<b>Suspension Front</b>	Fully independent MacPherson style strut suspension
<b>Suspension Rear</b>	Semi independent, swing arm with coil springs over hydraulic shock absorbers

## BRAKE SYSTEM



<b>Service Brake</b>	Self adjusting mechanical, rear wheel drum brakes and regenerative braking <b>Option:</b> 4-wheel hydraulic drum brake system
<b>Parking Brake</b>	Foot actuated multi-lock parking brake <b>Option:</b> Electromagnetic parking brake*

\* Only Available for Models w/ Hydraulic Brakes

## BODY & CHASSIS



<b>Body</b>	Naturally colored Thermoplastic ABS White
<b>Chassis</b>	Automotive style steel frame with high corrosion resistance Sanding /E-coating/ Static Wet Paint

## PERFORMANCE



<b>Max. Forward Speed</b>	24 km/h - 30 km/h*
<b>Max. Reverse Speed</b>	8 km/h
<b>Range</b>	<b>Lead-Acid Battery Package:</b> 60 km ** <b>Lithium Battery Package (10.8 kWh):</b> 90 km ** <b>Lithium Battery Package (5.4 kWh):</b> 55 km **
<b>Max. Gradeability</b>	25%
<b>Charge Time</b>	<b>Lead-Acid Battery Package</b> 80% - 6 hrs 100% - 8 hrs <b>Lithium Battery Package (10.8 kWh)</b> 80% - 4 hrs 100% - 6 hrs <b>Lithium Battery Package (5.4 kWh)</b> 80% - 2 hrs 100% - 3 hrs
<b>Turning Radius</b>	3 m

\* Adjustable \*\* EU:168/2013

## GENERAL



<b>Curb Weight</b>	<b>Lead-Acid Battery Package:</b> 561 kg * <b>Lithium Battery Package:</b> 492 kg *
<b>Passenger Capacity</b>	1+1 Passenger - Stretcher
<b>Load Capacity</b>	300 kg
<b>Towing Capacity</b>	-
<b>Tyre Dimensions</b>	18 x 8.5-8 (6-ply Turf tyres) 20.5 x 8-10 (6 ply)

\* Standard Vehicle w/ batteries

## DIMENSIONS

Standard Vehicle w/o Options



<b>Length</b>	2775 mm
<b>Width</b>	1360 mm
<b>Height</b>	2015 mm* 1200 mm**
<b>Wheelbase</b>	1640 mm
<b>Ground Clearance</b>	110 mm

\* w/ Suntop  
\*\* w/o Suntop

## WARRANTY



2 years full warranty (Except wearable items)  
5 years limited warranty (Motor and motor control unit)  
70% performance @ min. 4000 cycles for lithium battery package



## **NO HANDICAPS IF IT'S THERE**

Tailored to suit any age or physical condition, the PC-H allows its passengers to travel freely and enjoy every moment of life unhindered.

# PC-H



**LITHIUM**   
**POWERED**



**LITHIUM BATTERY PACK**  
Longer range, shorter charging time



**REGENERATIVE BRAKING SYSTEM**  
Increase of efficiency in energy consumption



**80 km RANGE**  
80 km range with full charge



**SOLID & AESTHETIC**  
With the dynamic and elegant design, all eyes are on you



**"0" EMISSION**  
100% electrical, environmentally friendly



**AC MOTOR**  
Clean environment, high performance

EXCLUSIVE FEATURES | **PC-H**



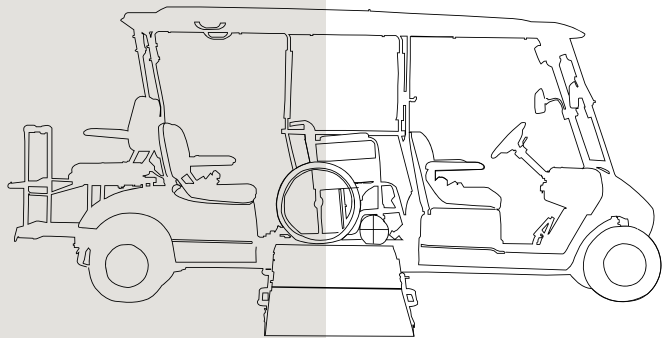
## THE PATH TO FREEDOM

The PC-H is the perfect travelling companion with its integrated wheelchair system.

With PC-H, every journey brings you freedom and independence.



# PC-H



## POWER

ELECTRIC-48 V (AC)



<b>Motor Power</b>	<b>AC</b> - 6 kW (8.20 hp) Rated 12.46 kW (16.95 hp) Peak - 10 kW (13.60 hp) Rated 22.43 kW (30.50 hp) Peak
<b>Battery</b>	- Lead-Acid Battery Package 8x6V (11.52 kWh) - Lithium Battery Package (10.8 kWh)
<b>Charge Unit</b>	<b>Lead-Acid Battery Package</b> Onboard Charge Unit 110-220 VAC@8 1A/48V <b>Lithium Battery Package</b> 3.3 kW Onboard Charge Unit 85-265 VAC@16A 40A/48V
<b>Motor Control Unit</b>	<b>AC</b> CURTIS (450 A-600 A)

## STEERING & SUSPENSION SYSTEM



<b>Steering</b>	Reduced rotating, self-compensating, no need of lubricating rack and pinion type helical gear steering box
<b>Suspension Front</b>	Fully independent MacPherson style strut suspension
<b>Suspension Rea</b>	Leaf springs w/dual hydraulic shocks

## BRAKE SYSTEM



<b>Service Brake</b>	Self adjusting mechanical, rear wheel drum brakes and regenerative braking <b>Option:</b> 4-wheel hydraulic drum brake system
<b>Parking Brake</b>	Foot actuated multi-lock parking brake <b>Option:</b> Electromagnetic parking brake*

\* Only Available for Models w/ Hydraulic Brakes

## BODY & CHASSIS



<b>Body</b>	Naturally colored Thermoplastic ABS White, Midnight Blue, Red, Black, Gray
<b>Chassis</b>	Automotive style steel frame with high corrosion resistance Sanding /E-coating/ Static Wet Paint

## PERFORMANCE



<b>Max. Forward Speed</b>	24 km/h - 35 km/h*
<b>Max. Reverse Speed</b>	8 km/h
<b>Range</b>	<b>Lead-Acid Battery Package:</b> 80 km ** <b>Lithium Battery Package:</b> 80 km **
<b>Max. Gradeability</b>	25%
<b>Charge Time</b>	<b>Lead-Acid Battery Package</b> 80% - 7 hrs 100% - 9 hrs <b>Lithium Battery Package</b> 80% - 4 hrs 100% - 6 hrs
<b>Turning Radius</b>	5.6 m

\* Adjustable \*\* EU:168/2013

## GENERAL



<b>Curb Weight</b>	<b>Lead-Acid Battery Package:</b> 737 kg * <b>Lithium Battery Package:</b> 602 kg *
<b>Passenger Capacity</b>	1+3 Passenger 1+5 Passenger Wheelchair
<b>Load Capacity</b>	700 kg
<b>Towing Capacity</b>	1500 kg
<b>Tyre Dimensions</b>	20.5 x 8-10 (6 ply)

\* Standard Vehicle w/ batteries

## DIMENSIONS

Standard Vehicle w/o Options



<b>Length</b>	4050 mm
<b>Width</b>	1285 mm
<b>Height</b>	2000 mm* 1220 mm**
<b>Wheelbase</b>	3320 mm
<b>Ground Clearance</b>	143 mm

\* w/ Suntop

\*\* w/o Suntop

## WARRANTY



### Warranty

2 years full warranty (Except wearable items)  
 5 years limited warranty (Motor and motor control unit)  
 70% performance @ min. 4000 cycles for lithium battery package

# OPTIONS

BODY  
TECHNOLOGY & SAFETY  
SEAT  
OFF-ROAD EQUIPMENT  
TYRES & WHEELS  
CARGO  
GOLF EQUIPMENT



# BODY



Foldable Rear Seat



Polycarbon Foldable Windshield



Windshield Wiper



Sport Steering Wheel



Stretcher



Extended Suntop



Aluminum Cargo Box



Thermoplastic Cargo Box



Security Glass Windshield



Windshield Wash System



Facelift Front Body



Driver Protection Steel Plate



Suntop

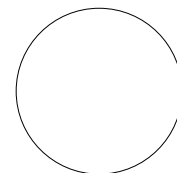


Rear View Mirrors




Side View Mirrors


## COLOR OPTIONS




White




Midnight Blue



Red



Black



Gray

# TECHNOLOGY & SAFETY



Standard LED Lighting System



Halogen Driving Lights



Waterproof Stereo-System



LED Beacon Light - Amber



LED Beacon Light - Red & Blue



LED Driving Lights



Digital Vehicle-Info Screen



Auxiliary LED Light



Charger with External Display



Fire Extinguisher



Electric Powered Steering System



USB 12V Input



External Heater



Automatic Battery Watering System



Lithium Battery Package (5.4 kWh/105 Ah)



Lithium Battery Package (10.8 kWh/210 Ah)

# SEAT



Golf Type Seat - Carbon Black



Golf Type Seat - Tobacco Colored



Golf Type Seat - Burgundy



Golf Type Seat - Mocha Brown



Premium Seat - Tobacco Colored



Premium Seat - Carbon Black



Premium Seat - Burgundy

# OFF-ROAD EQUIPMENT



Tow-hitch



Side Step



Front Brush Guard



Lift Kit

# TYRES & WHEELS



On-road Tyres & 10" Aluminum Wheels



Off-road Tyres & Wheels



Turf Tyres

# CARGO



3-Side Open Aluminum Cargo Box




Mesh Style Sided Steel Cargo Box



Closed Cargo Box



Gastrocar



Refrigerated Cargo Box

# GOLF EQUIPMENT



Golf Basket and Bag Holder



Golf Bag Cover



Sand Box



Cool Box



BODY	PC-2	PC-4	PC-6	PC-W	PC-A	PC-H
Suntop	√	√	√	√	√	√
Extended Suntop <sup>(1)</sup>	√	√				
Security Glass Windshield	√	√	√	√	√	√
Polycarbon Foldable Windshield	√	√	√	√	√	√
Rear View Mirrors	√	√	√	√	√	√
Side View Mirrors	√	√	√	√	√	√
Windshield Wiper <sup>(2)</sup>	√	√	√	√	√	√
Windshield Wash System <sup>(3)</sup>	√	√	√	√	√	√
Foldable Rear Seat	√	√	√			√
Thermoplastic Cargo Box	√	√	√			√
Aluminum Cargo Box (1100 x 1000 x 400)	√	√	√			√
Aluminum Cargo Box (1100 x 700 x 400)	√	√	√			√
Sport Steering Wheel	√	√	√	√	√	√
Facelift Front Body	√	√	√	√	√	√
Driver Protection Steel Plate				√		
Stretcher					√	

CARGO	PC-2	PC-4	PC-6	PC-W	PC-A	PC-H
3-Side Open Aluminum Cargo Box				√		
Closed Cargo Box				√		
Mesh Style Sided Steel Cargo Box				√		
Gastrocar				√		
Refrigerated Cargo Box				√		

TECHNOLOGY & SAFETY	PC-2	PC-4	PC-6	PC-W	PC-A	PC-H
Standard LED Lighting System	√	√	√	√	√	√
Halogen Driving Lights <sup>(4)</sup>	√	√	√	√	√	√
LED Driving Lights <sup>(5)</sup>	√	√	√	√	√	√
Auxiliary LED Light	√	√	√	√	√	√
Digital Vehicle-Info Screen <sup>(6)</sup>	√	√	√	√	√	√
LED Beacon Light - Amber	√	√	√	√		√
LED Beacon Light - Red & Blue	√	√	√	√		√
Waterproof Stereo-System	√	√	√	√		√
Fire Extinguisher	√	√	√	√	√	√
USB 12V Input	√	√	√	√	√	√
Charger with External Display	√	√	√	√	√	√
External Heater	√	√	√	√	√	√
Automatic Battery Watering System	√	√	√	√	√	√
Lithium Battery Package (10.8 kWh)	√	√	√	√	√	√
Lithium Battery Package (5.4 kWh)	√	√			√	
Electric Power Steering System	√	√	√	√	√	√

SEAT	PC-2	PC-4	PC-6	PC-W	PC-A	PC-H
Golf Type Seat - Carbon Black	√	√	√	√		√
Golf Type Seat - Mocha Brown	√	√	√	√		√
Golf Type Seat - Tobacco Colored	√	√	√	√		√
Golf Type Seat - Burgundy	√	√	√	√		√
Premium Seat - Carbon Black <sup>(7)</sup>	√	√	√	√	√	√
Premium Seat - Tobacco Colored <sup>(7)</sup>	√	√	√	√	√	√
Premium Seat - Burgundy <sup>(7)</sup>	√	√	√	√		√

OFF-ROAD EQUIPMENT	PC-2	PC-4	PC-6	PC-W	PC-A	PC-H
Lift Kit (3")	✓	✓				
Lift Kit (6")	✓	✓		✓		
Front Brush Guard	✓	✓	✓	✓	✓	✓
Side step <sup>(8)</sup>	✓	✓		✓		
Tow-hitch <sup>(9)</sup>	✓	✓	✓	✓		✓
GOLF EQUIPMENT	PC-2	PC-4	PC-6	PC-W	PC-A	PC-H
Golf Basket and Bag Holder	✓					
Cool Box	✓					
Sand Box	✓					
Golf Bag Enclosure	✓					
TYRES & WHEELS	PC-2	PC-4	PC-6	PC-W	PC-A	PC-H
On-road Tyres & 10" Aluminum Wheels	✓	✓	✓	✓	✓	✓
Off-road Tyres & Wheels <sup>(10)</sup>	✓	✓		✓		
Turf Tyres	✓	✓			✓	

## INFORMATION

- 1- **Extended Suntop** Available Only w/ Rear Foldable Seat
- 2- **Windshield Wiper** Available Only w/ Security Glass Windshield
- 3- **Windshield Wash System** Available Only w/ Facelift Front Body
- 4- **Halogen Driving Lights** w/ LED DRL (Daytime Running Lights)
- 5- **LED Driving Lights** w/ LED DRL (Daytime Running Lights)
- 6- **Digital Vehicle-Info Screen** Available Only w/ Lighting System
- 7- **Premium Seat** w/ 2-point seatbelt
- 8- **Side step** Available Only w/ lift kit
- 9- **Tow-hitch** Not Available w/ foldable rear seat option
- 10- **Off-road Tyres & Wheels** Available Only w/ lift kit

**PILOTCAR reserves the right to make changes to this table.**



## OUR INNOVATIONS TURNS INTO OUR HABITS

If you will add innovation to your life, all the details should be well considered and designed.

Every PILOT CAR vehicle that has been produced since 2011 is manufactured on the basis of high technology, advanced technical integrated production, care and precision.

To offer you comfort and unsurpassed quality as a work of perfectionist technology...

**THAT'S WHAT PILOT CAR WAS MADE FOR!**

## WARRANTY



Our 24/7 team of experts is there for you if necessary



5-year warranty on motor and control unit



2-year full warranty



## INFORMATION

All vehicles are designed for recreational areas. Please read the user manual carefully.

\*\*\* This catalog is for promotional purposes only, the information provided is subject to change without notice.

## TRUST



ISO 14001:2015  
ISO 9001:2015  
ISO 45001:2015



## AUTHORIZED SERVICES



For our dealers and authorized services:

[www.pilotcar.com.tr](http://www.pilotcar.com.tr)



**PILOT CAR**  
ELECTRIC VEHICLES

**FACTORY IN TÜRKİYE**

Telephone: +90 224 411 02 86 – 87 Fax: +90 224 411 05 34

Address: Işıktepe OSB Mah. Eflatun Cad. No: 8 Nilüfer / BURSA-TÜRKİYE

PK: 16215

e-mail: [info@pilotcar.com.tr](mailto:info@pilotcar.com.tr)

**USA WAREHOUSE & OFFICE**

Telephone: +1 (239) 243 80 23 Fax: +1 (239) 349 26 10

Address: 6293 Thomas Rd. Fort Myers FL 33912, USA

e-mail: [sales@pilotcarev.com](mailto:sales@pilotcarev.com)

[www.pilotcar.com.tr](http://www.pilotcar.com.tr)