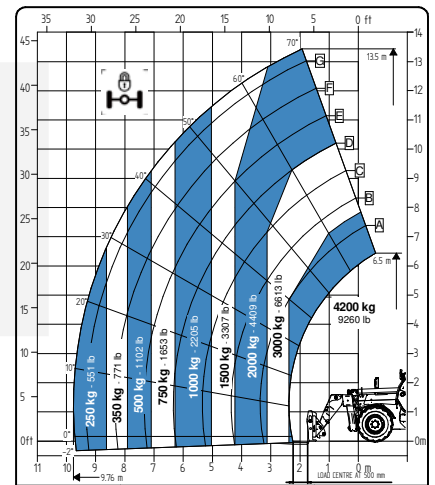
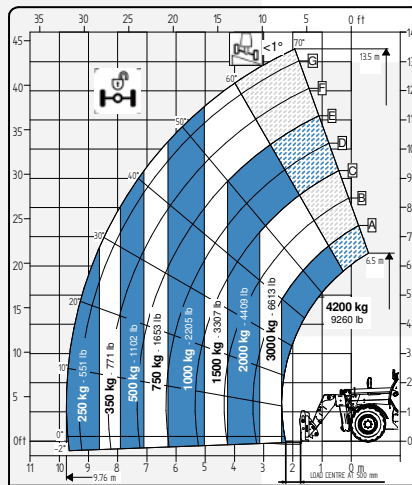
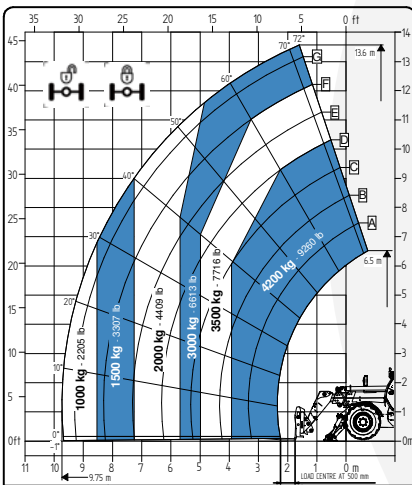


14.42 FULL ELECTRIC



It brings to the attention of all potential customers, all recipients, and to the maximum extent possible, external interlocutors, that Faresin Industries S.p.A. adopts a general Disclaimer regarding the description of the technical and functional characteristics of its machineries, as well as the manner of their use, also with regard to their safety. The Disclaimer must be understood as having a general scope, and therefore Faresin Industries s.p.a. invites to know it, also by accessing the website: www.faresindustries.com




FARESIN.COM

in f

14.42 FULL ELECTRIC

TECHNICAL FEATURES

MODELS		14.42E
DIMENSIONS		
Height	ft	8.2
Width	ft	7.6
Length	ft	20.8
Cabin width	ft	3.1
WEIGHT		
Weight	lbs	25,243
DETAILS		
Number of extracting sections	nr	2
Max capacity	lbs	9,259
Max lifting height	ft	44.6
Max horizontal boom extension	ft	31.9
Boom extension at max height	ft	5.2
Swinging Angle	°	144
TANK CAPACITY		
Hydraulic oil tank	gal	39.6
CONNECTION FOR EQUIPMENT		
FH		●
TYRES		
405/70 20		●
405/70 24		○
445/65 R22.5		○
Turning radius	ft	13.1
BATTERIES AND CHARGERS		
Battery		435V (105 Ah)
Charging type	v	220 - 380 

NOTE: All dimensions defined on model with wheels 405/70 20

CONFIGURATIONS		FULL ELECTRIC
TRANSMISSION		
Transmission		electric
Speed	mph	15.5
MOTOR		
Transmission S2	kW	51
Hydraulic services S3	kW	23
HYDRAULIC		
Pump type		gears pump
Hydraulic capacity	gal/psi	31.7/3,626
Distribution		flow sharing
OTHER		
Joystick		hydraulic-electro proportional
Cabin		Queen Cab
Quick coupling		○
Front and rear LED lights		○
Floating boom		○
Boom suspension		○
Manual 6-way diverter		○
PEB (Boom Electric Socket)		○
Front constant flow		○
Bucket mode		●
SPECIAL FEATURES		
Air conditioning		○
Forward buzzer avas		○
Farmatics		FULL (2-5 years)

● Standard ○ Optional - Not available

